



# PREMIER

Gold Mines Limited

PREMIER GROWTH – PREMIER OPPORTUNITY

January 2012

- PROVEN MANAGEMENT

- PROVEN GOLD DISTRICTS

- SAFE MINING JURISDICTIONS

Symbol: PG  
Exchange: TSX

1-888-346-1390  
[www.premiergoldmines.com](http://www.premiergoldmines.com)

## ***DISCLAIMER:***

**This presentation may contain "forward looking statements" within the meaning of Canadian securities legislation, which are based on the opinions and estimates of management and are subject to a variety of risks and uncertainties and other factors that could cause actual events or results to differ materially from those projected in the forward looking statements. Such risks and uncertainties include, but are not limited to, risks associated with the mining industry, the risk of commodity price and foreign exchange rate fluctuations, the ability of Premier to fund the capital and operating expenses necessary to achieve the business objectives of Premier, as well as those risks described in public disclosure documents filed by Premier. Due to the risks, uncertainties and assumptions inherent in forward-looking statements, prospective investors in securities of Premier should not place undue reliance on these forward-looking statements.**

**Historical Resources have been estimated by previous operators and are not NI 43-101 compliant.**



***Ewan Downie – President, CEO, Director***

Founder and CEO of Wofden Resources Inc. (predecessor to Premier) - acquired in 2007 by Zinifex for \$361 Million (+1500% from IPO). Successful exploration history that includes multiple discoveries.

***Richard Hall – Chairman, Director***

Formerly President and CEO of Metallica Resources, Northgate (acquired by AuRico) and Chairman of Grayd (acquired by Agnico). History of growing companies from inception to production.

***Abraham Drost – Chairman (Premier USA Inc./Premier Royalty Corp.)***

Formerly past President of Sabina Gold and Silver Corp and Sandspring Resources Inc. and director of several other public companies. With more than 25 years of experience he has been successful at creating shareholder value.

***Paul Huet – Chief Operating Officer***

Over 24 years of mining experience in both Canada and the United States. Formerly General Manager for Nevada Operations at Great Basin Gold, and Mine Manager and Supervisor at Newmont's Midas Mining Operations in Nevada.

***Stephen McGibbon – Exec VP Corporate & Project Development***

Chief Geologist and Exploration Manager at Goldcorp's flagship Red Lake Gold Mine - led the team that discovered the "High Grade Zone" one of the most important gold discoveries in the past several decades.

***Brian Morris – VP Exploration***

23 years of exploration/development experience. Instrumental in permitting and re-opening Hecla's Equity Mine in Colorado, formerly senior geologist at the Hollister Gold Mine (Great Basin Gold), Newmont's Nevada District Exploration (including the Midas Mine), and production geologist at the high-grade Meikle Mine in Nevada (Barrick Gold).

*PREMIER EXPLORATION FOCUS:*      *\$25 million in 2012*

*PREMIER DEVELOPMENT POTENTIAL:*

- PEA & Advanced-Exploration at Trans-Canada*
- 2012 Tram development at Red Lake*



*A World Of Opportunity*



- ✓ PROVEN GOLD CAMPS  
(Nevada - Ontario)  
LOW POLITICAL RISK
  
- ✓ OUTSTANDING  
INFRASTRUCTURE

***Multiple Projects in the heart of several of North America's premier gold camps***



**ADVANCED-STAGE PROJECT PORTFOLIO**

**- Trans-Canada Project: Multiple development opportunities (100% owned)**

- *Multiple deposits & existing mill complex allow for several development scenarios*
- *Preliminary Economic Assessment with JDS is underway for mid-2012 release*
- *Large scale mine potential with central milling complex and a multi-million ounce resource (NI43-101 compliant resource update in Q1 2012).*

**- Red Lake JV Projects: Underground Development and Deposit Definition**

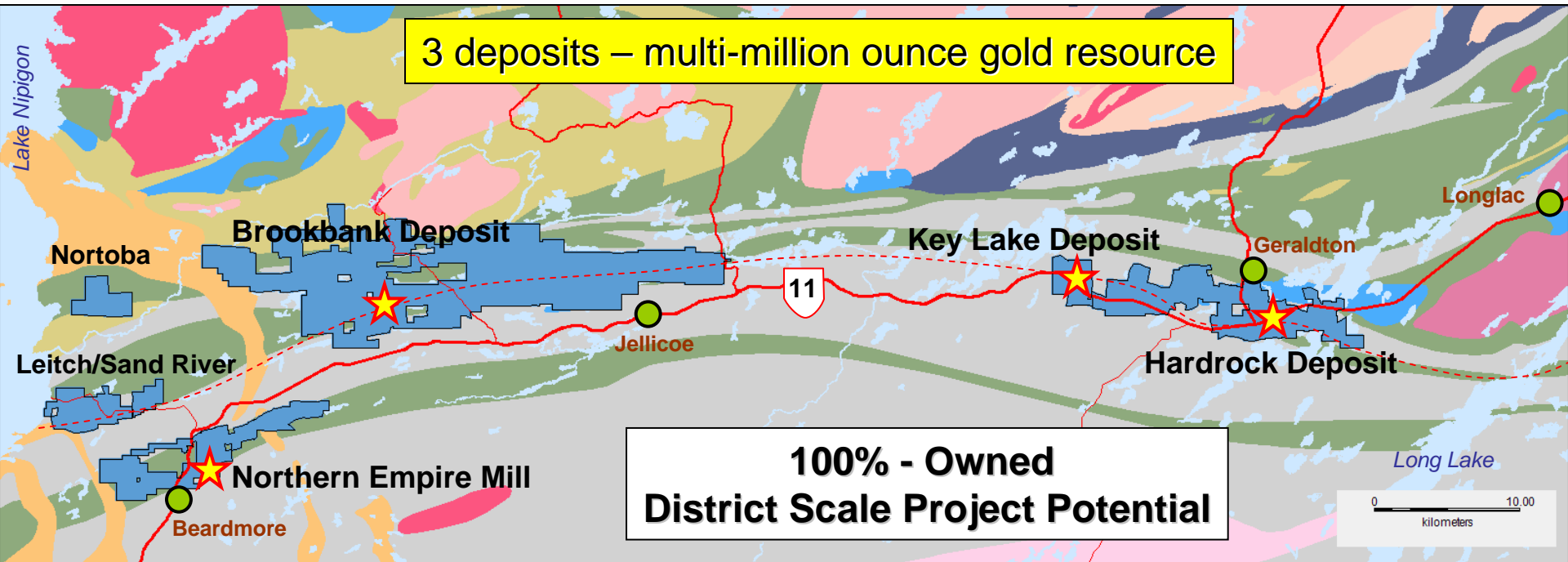
- *All 2012 Red Lake Mine tram development will be on Rahill-Bonanza JV ground*
- *Exploration drilling from tram to commence in mid-2012*
- *Rehabilitation of Wilmar Gold Mine (via Cochenour) to commence 2012-13*
- *Potential to participate in Cochenour Mine production in 2014*
- *Footwall deposit (East Bay) definition drilling in 2011-12*

**- 100% owned Saddle Deposit – Carlin Trend, Nevada:**

- *NI43-101 compliant resource estimate to be completed in Q2 2012*
- *Target is to consolidate the “Rain Trend” – currently “checkerboard”*
- *Initial planning for underground ramp access development is underway*



*Project has evolved from exploration (2008-11) towards targeted development (2012-14)*



- Key Highlights:**
- 1) NI43-101 Resource update – Q1 2012
  - 2) Permitting for Advanced Exploration underway
  - 3) PEA with JDS has started for mid-2012 release



**Hardrock 3D Mine Model in Long Section View looking North**

***Deposits remain open down-plunge***

Surface

500 m

Open Pit Zones

NN ZONE

EP-ZONE

TENACITY ZONE

Western-most hole  
MM170  
18.49g/t – 20.5m

F\_ZONE DELINEATION

7.92 g/t Au – 114.5 m

Incl. 23.56 g/t Au – 31.0 m

4.22 g/t Au – 62.8 m  
Incl. 6.22 g/t Au – 27.2 m

2000 ft Level

**F-Zone**

**K-Zone**

K-Zone

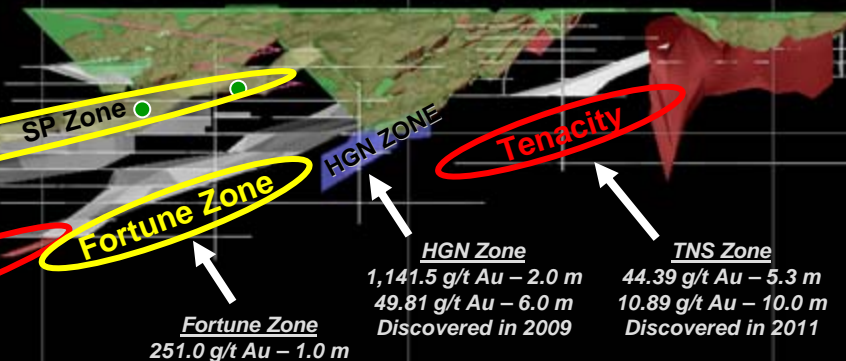
13.59 g/t Au – 3.0 m

10.92 g/t Au – 5.8 m

Discovered in 2010

MM157  
4.36g/t – 17.8m

**OPEN**



HGN Zone  
1,141.5 g/t Au – 2.0 m  
49.81 g/t Au – 6.0 m  
Discovered in 2009

TNS Zone  
44.39 g/t Au – 5.3 m  
10.89 g/t Au – 10.0 m  
Discovered in 2011

Fortune Zone  
251.0 g/t Au – 1.0 m  
121.0 g/t Au – 1.5 m  
Discovered in 2009

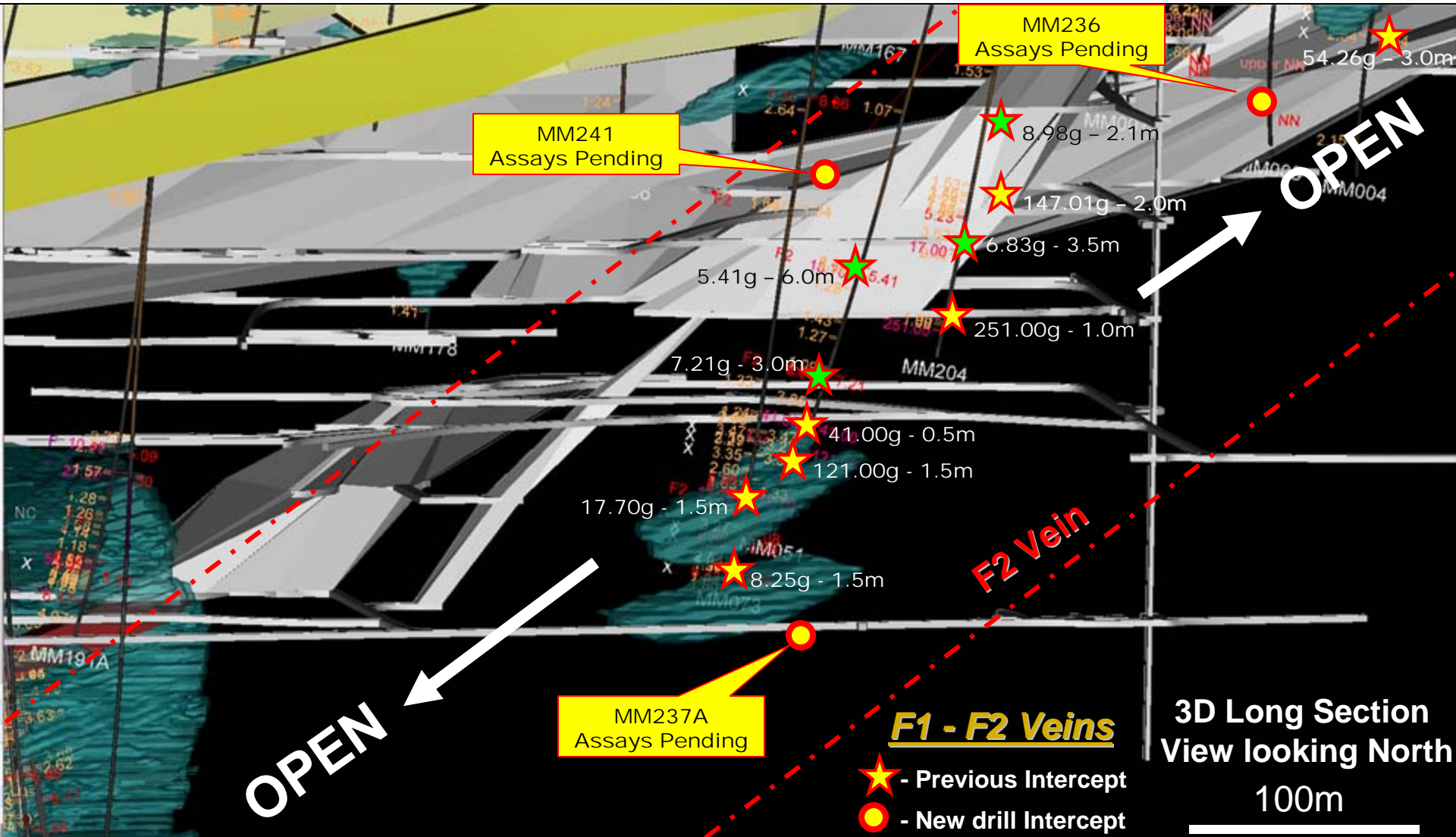
High-Grade Zones

**2011 NI43-101 Compliant Mineral Resources**

Classification	Grade Est(Au g/t)		Tonnes*	Contained Au Ozs*
	Underground	Open Pit		
Measured	5.99	2.45	9,177,000	985,800
Indicated	5.83	2.28	11,590,000	1,506,000
Inferred	5.40	2.48	6,802,000	1,122,700

\*Open Pit + Underground

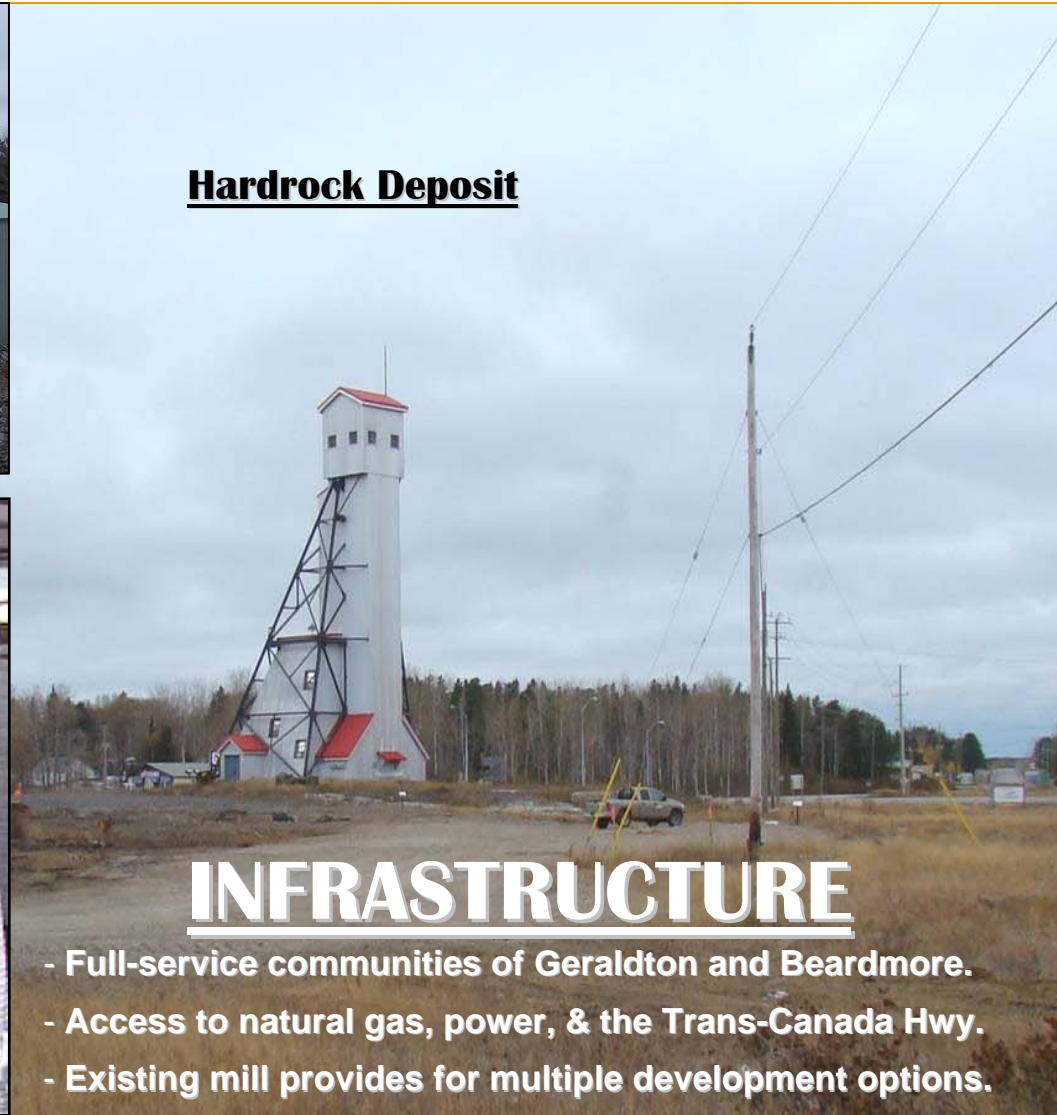




*Current target area for defining high-grade gold resources*



**Northern Empire Mill**



**Hardrock Deposit**


**INFRASTRUCTURE**

- Full-service communities of Geraldton and Beardmore.
- Access to natural gas, power, & the Trans-Canada Hwy.
- Existing mill provides for multiple development options.

# THE PREMIER DIFFERENCE

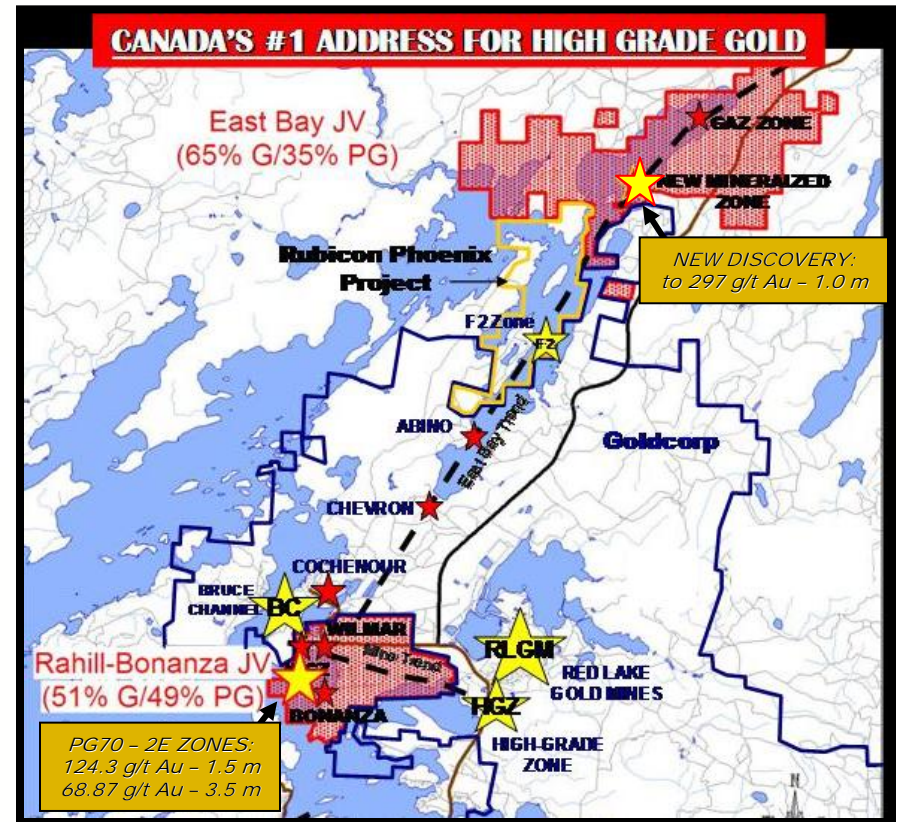
## RED LAKE – 2 Core Projects

### Home of the World's Richest Gold Mine



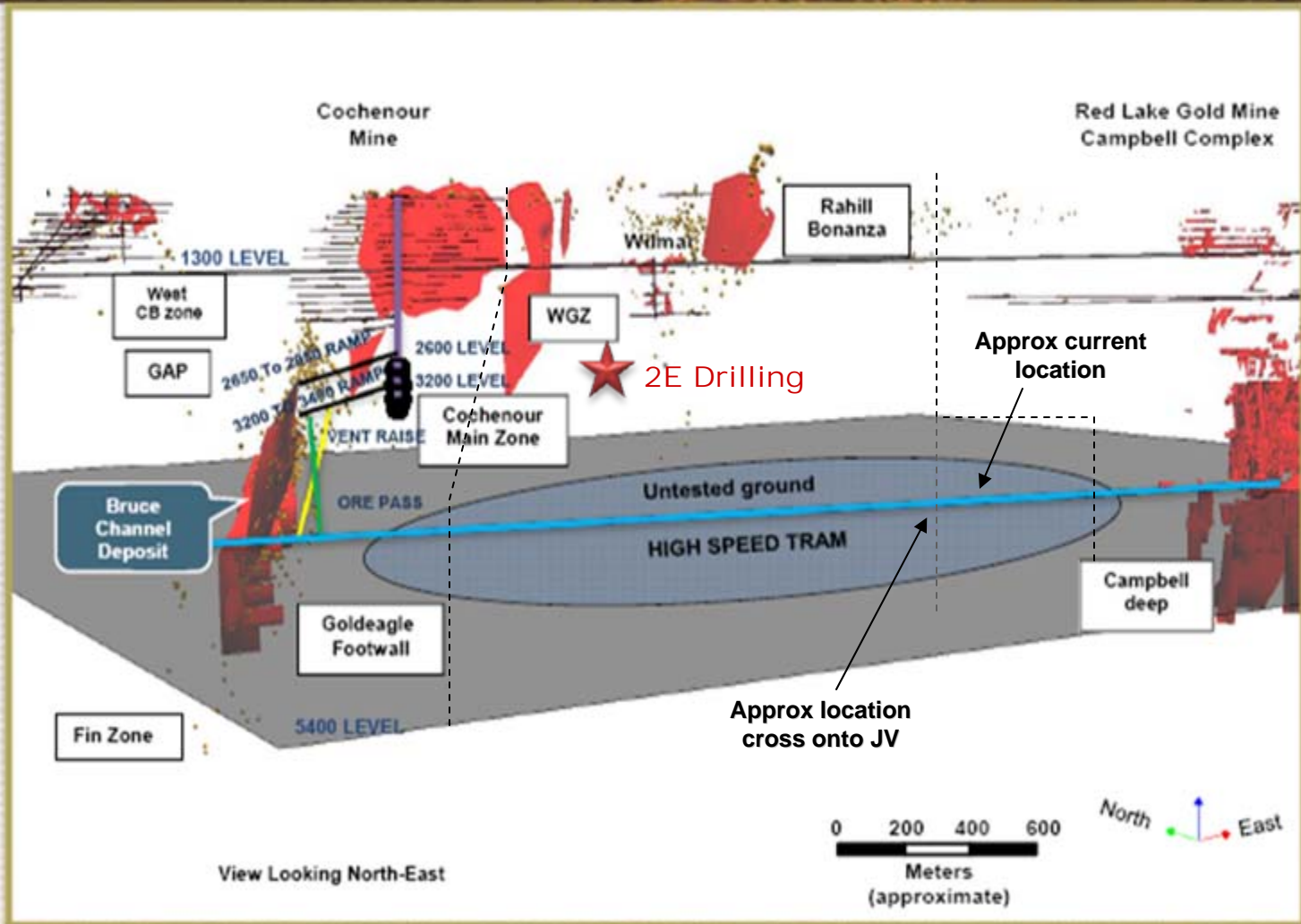
View from Rahill-Bonanza Joint Venture boundary

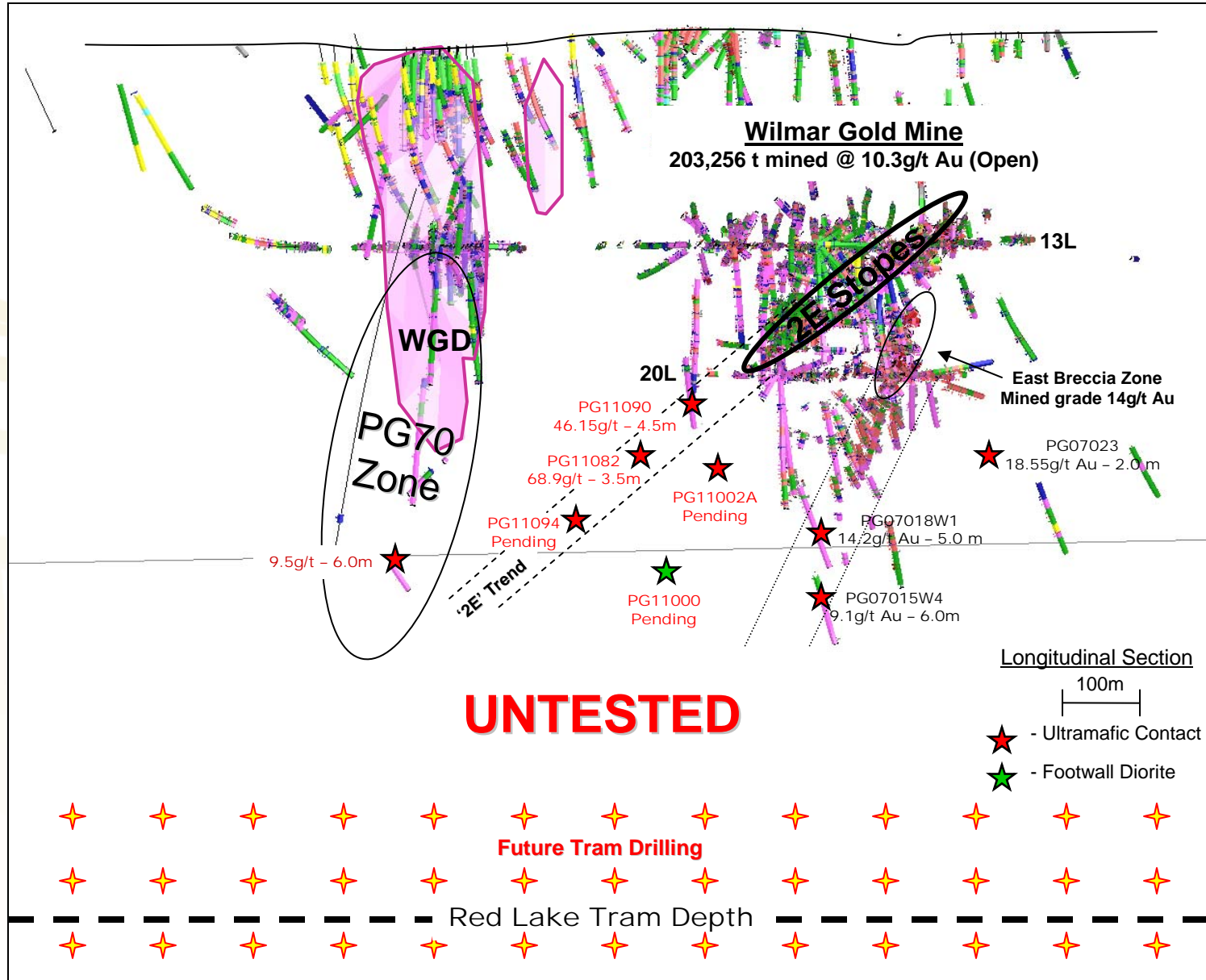
- The Rahill-Bonanza JV represents the last project on the main Red Lake "Mine Trend" not 100% owned by Goldcorp.
- Recent Developments:
  - Tram construction is underway
  - Cochenour/Bruce Channel mine development

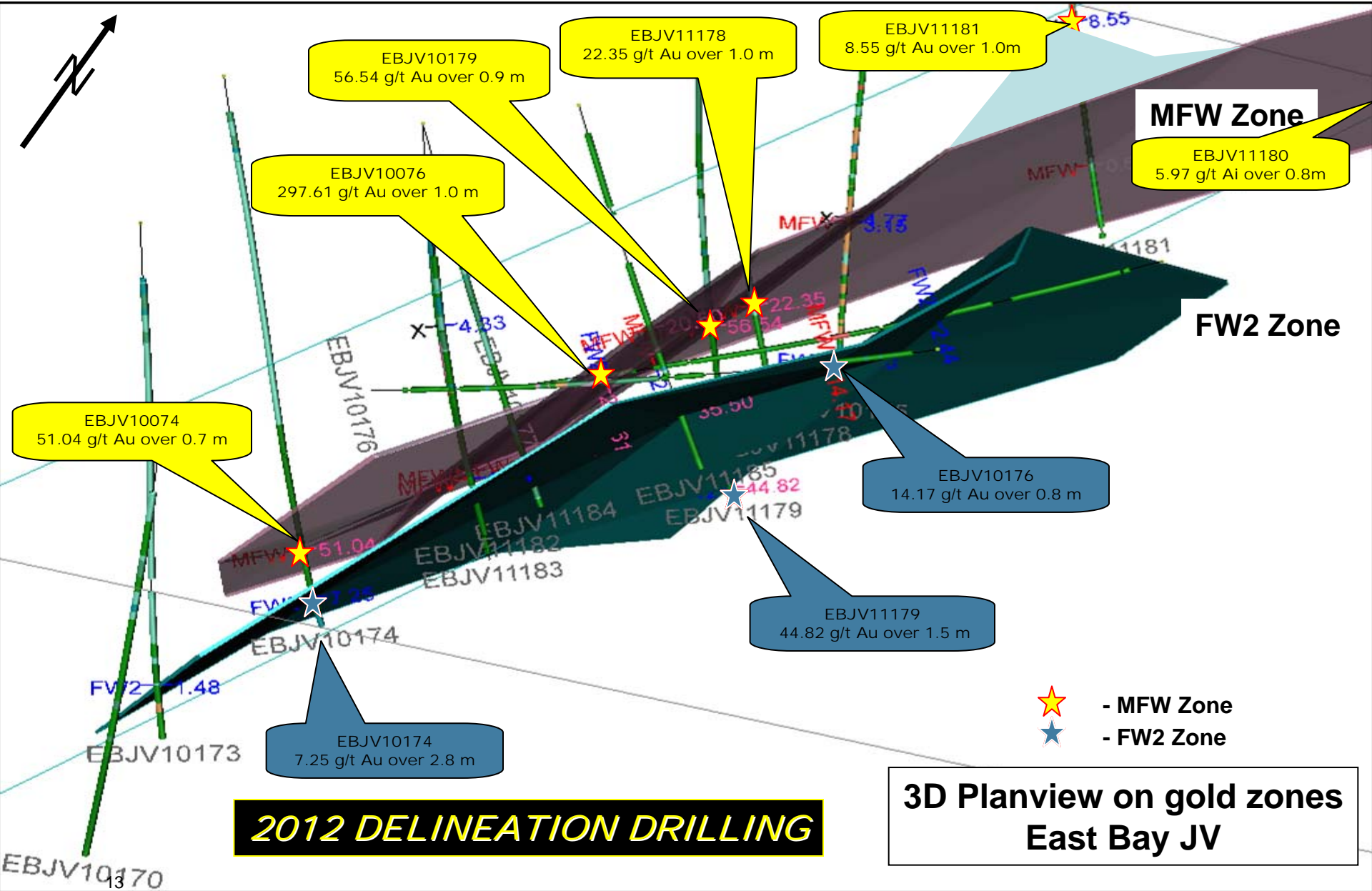


**COCHENOUR PROJECT ADVANCING**

**From Goldcorp website**  
Global Metals Mining Conference, March 2, 2010







# SADDLE GOLD PROJECT

Saddle Deposit (Approx. location)

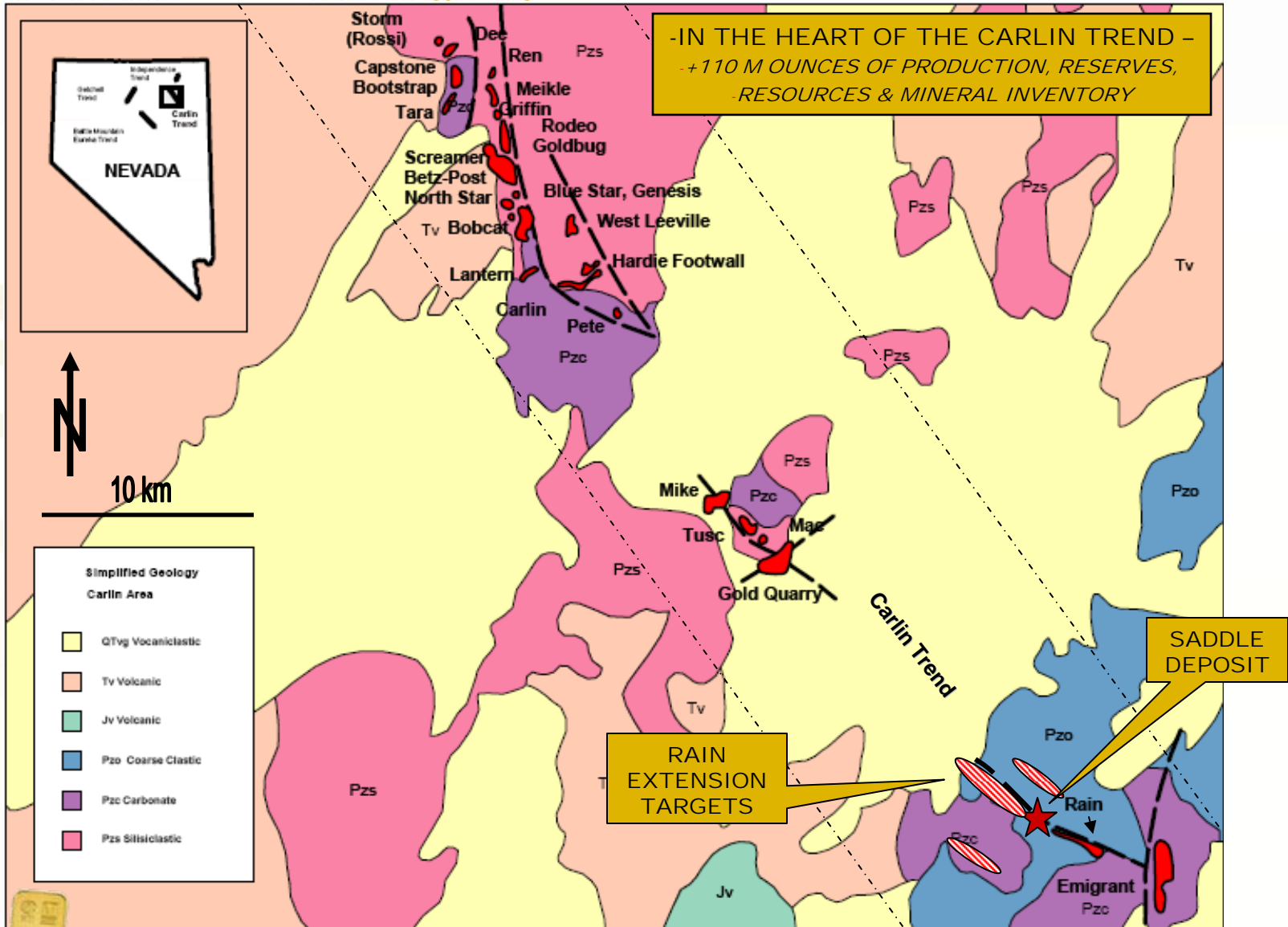


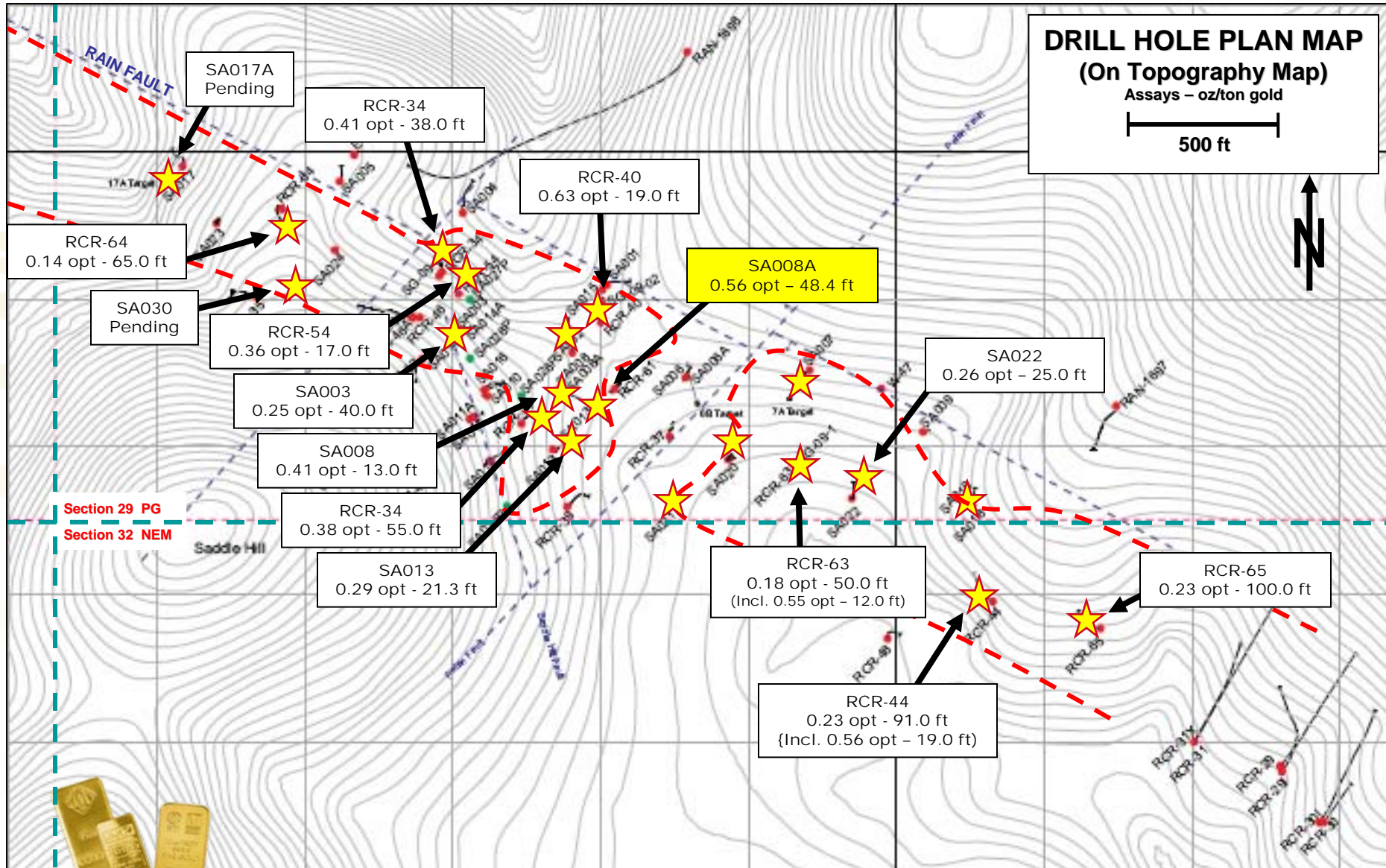
Rain Gold Mine (Newmont)

- High-grade gold deposit
- In the heart of the Carlin Trend
- Proximal to mine infrastructure



*A World Of Opportunity*





## Emigrant Springs Royalty

Newmont's next mine in the Carlin Trend

**Royalty** 1.5% NSR and a capped 5% area of influence  
NSR up to \$1.25 million\*

**Expected Production\*** 80,000 – 100,000 oz Au per year

**Mine Life\*** 10 years operating plus 4 years leaching

**Projected Revenue** \$2 –\$4 Million per year

\*Dec 2010 BLM EIS for Emigrant

\* Rain area of influence NSR is included

## Additional Royalties

**Rain Gold Mine – Nevada** 1.5% NSR and a capped  
area influence NSR up to \$1.25 million\*

**Red Ridge – Nevada** 3.0% NSR

**Pickle Crow – Ontario** 0.5% NSR

**East My-Ritt – Ontario** 0.5% NSR

**Newman-Madsen – Ontario** 0.5% NSR

**Argosy – Ontario** 0.5% NSR

\* Emigrant area of influence NSR is included

**Production expected to commence mid-2012!**



Shareholder	Common Shares (mm)	% of Total Shares
<b>Management and Insiders <sup>(1)</sup></b>	<b>4.0</b>	<b>3.3%</b>
<b>Top 20 Identified Institutional Holders <sup>(2)</sup></b>		
Goodman & Company, Investment Counsel	10.6	8.7%
I.G. Investment Management, Ltd.	8.9	7.3%
OppenheimerFunds, Inc.	7.8	6.4%
Van Eck Associates Corporation	4.9	4.1%
Fidelity Management & Research Company	2.2	1.8%
AGF Investments Inc.	1.9	1.6%
Picton Mahoney Asset Management	1.5	1.2%
Degroof Banque Privée S.A.	1.4	1.2%
Front Street Capital, Inc.	1.3	1.0%
RBC Global Asset Management Inc.	1.3	1.0%
Tocqueville Asset Management LP	1.2	1.0%
CPP Investment Board	1.1	0.9%
BlackRock Asset Management Canada Limited	1.0	0.8%
American Century Investment Management, Inc.	0.8	0.6%
BMO Asset Management Inc.	0.8	0.6%
U.S. Global Investors, Inc.	0.7	0.6%
TD Asset Management Inc.	0.6	0.5%
Middlefield Capital Corporation	0.6	0.5%
Sprott Asset Management LP	0.6	0.5%
Universal-Investment-Gesellschaft mbH	0.6	0.5%
<b>Total Top 20 Identified Institutional Holders</b>	<b>50.0</b>	<b>41.0%</b>
<b>Other Identified Institutional Holders</b>	<b>2.3</b>	<b>1.9%</b>
<b>Retail and Unidentified Other Holders</b>	<b>65.6</b>	<b>53.8%</b>
<b>Total Shares Outstanding</b>	<b>121.9</b>	<b>100.0%</b>

Note: Ownership is adjusted for recent equity offering and based on Dec. 2011 analysis

(1) Source: SEDI

(2) Source: Thomson Financial



# **Premier Gold Mines Limited**

## **KEY CONTACTS:**

**Ewan Downie**

*President & CEO*

**(807) 346-1390**

**Abraham Drost**

*Chairman*

*(Premier Royalty Corp./Premier USA Inc.)*

**(807) 252-7800**

**Paul Huet**

*Chief Operating Officer*

**(775) 304-9449**

**Stephen McGibbon**

*Executive Vice President*

*Corporate & Project Development*

**(613) 376-6782**

**Matthew Gollat**

*Investor Relations*

**(807) 766-3381**

## **A World of Opportunity**

**- Premier Performance – Premier Growth – Premier Opportunity -**

**Symbol: PG**

**Exchange: TSX**